

|  |
|--|
| <b>CITY CYC</b><br><b>Walks – Risk Management Plan</b> |
|--|

|                                      |                    |
|--------------------------------------|--------------------|
| <b>School:</b>                       | <b>Year Level:</b> |
| <b>Supervising teachers / staff:</b> | <b>Dates:</b>      |
| <b>Program / Excursion:</b>          | <b>Location:</b>   |

For an explanation of risk management terminology and to ensure you understand how the rating / grading system is determined please ensure you have read the **CYC Activity Risk Profile** document.

The Walks Risk Management Plan contains the Walks specific risks, control measures and gradings, as well as the gradings of all general risks relevant for all CYC activities. Please refer to the **General Activity Hazards – Risk Management Plan** for a list of general risks and control measures relevant for all CYC activities.

| Risk Description                             | Existing Control Measures  | Rating       |            |                       |
|--|--|--------------|------------|-----------------------|
|  |  | Consequence  | Likelihood | Control Effectiveness |
| <b>Man made hazards</b><br>Crossing roadways | <ul style="list-style-type: none"> <li>Appropriate leader to participant ratios must be followed</li> <li>Care is taken and group crosses as a whole</li> <li>Permission to cross by activity leader</li> </ul>  | Catastrophic | Unlikely   | Satisfactory          |
| <b>People – Participants</b><br>Getting lost | <ul style="list-style-type: none"> <li>Appropriate leader to participant ratios must be followed</li> <li>It is required to have a leader at the front and back of the group and to make sure the leader at the back can always see the leader at the front</li> </ul> | Major        | Rare       | Satisfactory          |
| <b>People – Group Leader</b><br>Getting lost | <ul style="list-style-type: none"> <li>A local map can be obtained from program staff</li> </ul>   | Major        | Rare       | Satisfactory          |





**Risk Rating - Walks**

All identified risks are recorded in the Risk Matrix according to the Likelihood and Consequence. The purpose of this matrix is to provide a snapshot of all identified risks and establish the level of risk associated to determine if further treatment is required.

|            |                | Consequence   |  |  |  |  |
|------------|----------------|---------------|--|--|--|--|
|            |                | Insignificant | Minor  | Moderate   | Major  | Catastrophic   |
| Likelihood | Almost Certain | 5             | 10   | 15   | 20   | 25   |
|            | Likely         | 4             | 8 <ul style="list-style-type: none"> <li>• Slip-Trip-Fall (General)</li> <li>• People – participant ability</li> </ul> | 12   | 16   | 20   |
|            | Possible       | 3             | 6 <ul style="list-style-type: none"> <li>• Cutting / Scratching</li> <li>• Environmental Exposure 1</li> </ul>         | 9 <ul style="list-style-type: none"> <li>• People – Participant behaviour</li> </ul> | 12 <ul style="list-style-type: none"> <li>• Environmental Hazard 1</li> <li>• People – Group leader</li> </ul>             | 15   |
|            | Unlikely       | 2             | 4 <ul style="list-style-type: none"> <li>• Striking</li> <li>• Environmental Hazard 2</li> </ul>                       | 6 <ul style="list-style-type: none"> <li>• Environmental Exposure 2</li> </ul>       | 8 <ul style="list-style-type: none"> <li>• Inappropriate use after hours</li> <li>• People – Instructor 1&amp;2</li> </ul> | 10 <ul style="list-style-type: none"> <li>• Man made hazards</li> </ul>        |
|            | Rare           | 1             | 2  | 3 <ul style="list-style-type: none"> <li>• Environmental Exposure 3</li> </ul>       | 4 <ul style="list-style-type: none"> <li>• People – Participants</li> <li>• People – Group Leader</li> </ul>               | 5 <ul style="list-style-type: none"> <li>• Environmental Exposure 4</li> </ul> |

NB: All risks in **bold** are Walks specific risks. All other risks are from the General Activity Hazards RMP and are therefore relevant for all activities.

For grading risks, scores obtained from the risk matrix are assigned grades as follows;

- |  |   |
|--|---|
|  1-4 Low Risk – minimal monitoring and reporting     |  9-12 High Risk – close monitoring and reporting             |
|  5-8 Medium Risk – regular monitoring and reporting |  13+ Extreme Risk – unacceptable, requires urgent attention |