

CYC Activity Risk Profile

This document provides an explanation of risk management terminology and identifies how the rating / grading system for risks is tabled. This document should be read prior to reading any activity Risk Management Plans.

Consequence Ratings

The outcome of an event or situation expressed qualitatively or quantitatively, being the human impact, damage to infrastructure, disruption to public or financial loss.

Score / Description		Injury or impact details
1	Insignificant	Little to no injury, not requiring medical treatment. Little or no damage or disruption to infrastructure & public. No financial loss
2	Minor	Minor injury attended to on site by first aiders or emergency personnel. Minimal damage or disruption to infrastructure & public. Low financial loss
3	Moderate	Serious injury causing hospitalisation or multiple medical treatment cases with support from emergency personnel required. Moderate damage or disruption to infrastructure & public. Moderate financial loss
4	Major	Life threatening injury or multiple serious injuries causing hospitalization with significant support from emergency personnel required. Major damage or disruption to infrastructure & public. Major financial loss
5	Catastrophic	Fatality or multiple life threatening injuries with extensive hospitalization. Extensive support from emergency personnel required. Extreme damage or disruption to infrastructure & public. Extreme financial loss.

Consequence Grading

The consequence of an incident occurring may vary greatly depending on the individual circumstances of each incident.

ie. A student trips and falls – a detailed analysis of falls might show that although falls occur weekly, more serious injuries from falls only occur once or twice a year. In the main most of the other falls have relatively minor outcomes. Therefore the incident could be scored either according to the severity of the actual outcome, or according to the most likely or typical outcome for that type of incident.

Both approaches are valid however, to ensure consistency CYC have adopted an approach to record the most likely or typical outcome for all incidents.

Likelihood Ratings

Likelihood is the description of the probability and frequency. The likelihood of the risks occurring as outlined in the CYC individual and general activity risk management plan is determined after the control measures have been implemented.

Score / Description		Broad description of frequency	Time framed description of frequency
1	Rare	The event may occur, but only in highly exceptional circumstances.	Not expected to occur for years
2	Unlikely	The event may occur at some time but is uncommon	Expected to occur at least annually
3	Possible	The event may occur occasionally	Expected to occur at least monthly
4	Likely	The event is expected to occur often	Expected to occur at least weekly
5	Almost certain	The event is expected to occur in most circumstances	Expected to occur at least daily





Risk Rating

The risk score is calculated by multiplying the Likelihood with the Consequence

RISK MATRIX TABLE (Likelihood x Consequence)

			Consequence				
			Insignificant	Minor	Moderate	Major	Catastrophic
			1	2	3	4	5
Likelihood	Almost Certain	5	5	10	15	20	25
	Likely	4	4	8	12	16	20
	Possible	3	3	6	9	12	15
	Unlikely	2	2	4	6	8	10
	Rare	1	1	2	3	4	5

For grading risks, scores obtained from the risk matrix are assigned grades as follows;

	1-4 Low Risk – minimal monitoring and reporting		9-12 High Risk – close monitoring and reporting
	5-8 Medium Risk – regular monitoring and reporting		13+ Extreme Risk – unacceptable, requires urgent attention

Please refer to the General Risk Management Plan and individual activity Risk Management Plans for details regarding specific risks associated with CYC activities.